



PADMANABH ALLOYS & POLYMERS LTD.

Registered Office: N.H.8, Palsana, Dt. Surat 394315

Telephone No.: 0261-2232598

Email: investor@padmanabh.in Website: www.padmanabh.in

Corporate Identity Number: L17110GJ1994PLC023540

Date: 03/06/2025

To,

BSE Limited

P, J. Towers, Dalal Street,
Mumbai 400001

**Sub.: Submission of Audited Financial Results for last quarter along with results
for the entire financial year ended 31/03/2025**

Ref.: Scrip Code: 531779, Stock Code: PADALPO

Pursuant to Regulation 33 of Securities and Exchange Board of India (Listing Obligations and Disclosure Requirements) Regulations, 2015 we submit herewith Audited Financial Results for last quarter and for entire financial year ended on 31/03/2025.

Statement of Assets and Liabilities as on 31/03/2025, Statement of Cash Flow Statement as on 31/03/2025 along with Audit Report and declaration pursuant to Regulation 33(3)(d) of SEBI (LODR) Regulations, 2015 for audit report with unmodified opinion is also enclosed.

The meeting commenced at 05:00 PM and concluded at 07:15 PM on 03/06/2025.

Kindly take the same on record.

Thanking you,
Yours Faithfully

For Padmanabh Alloys & Polymers Limited

Chetankumar M. Desai
Whole-time Director
(DIN: 00051541)

PADNANABH ALLOYS & POLYMERS LIMITED

Registered Office:- Village- Palsana Tal-Palsana, Dist-Surat-394315

Email:investor@padmanabh.in CIN : L17110GJ1994PLC023540


Statement of Financial Results for the Quarter and year ending 31st March,2025

Rs in Lakhs

Sr. No.	Particulars	Quarter Ended			Year Ended	
		31.03.2025	31.12.2024	31.03.2024	31.03.2025	31.03.2024
		Audited	(Unaudited)	(Audited)	(Audited)	(Audited)
1	Revenue:					
	(a)Revenue from Operations	921.78	1,011.74	955.73	3,903.62	4,224.03
	(b) Other Income	1.12	0.15	1.05	1.57	1.69
	Total Revenue (I + II)	922.90	1,011.89	956.77	3,905.18	4,225.71
2	Expenses					
	(a) Cost of raw material consumed	697.36	776.43	744.67	3,006.80	3,277.37
	(b) Purchase of traded goods	-	-	-	-	-
	(c) Changes in Inventories of Finished Goods, Work-in-progress and Stock-in-Trade	(28.85)	7.52	0.80	(12.79)	44.63
	(d) Employee Benefit Expense	90.01	100.07	80.52	360.34	278.94
	(e) Finance cost	12.56	12.07	9.62	43.45	37.83
	(f) Depreciation and Amortization Expense	4.68	4.87	4.35	19.27	19.88
	(f) Other Expenses	142.88	117.12	143.43	475.67	502.24
	Total Expenses	918.64	1,018.08	983.39	3,892.75	4,160.89
3	Profit/(Loss) before exceptional items(3-4)	4.25	(6.19)	(26.62)	12.43	64.82
4	Exceptional items	-	-	-	-	-
5	Profit/(Loss) before tax (3+4)	4.25	(6.19)	(26.62)	12.43	64.82
6	Tax Expense:					
	(1) Current tax	11.57	1.28	(4.69)	16.70	17.53
	(2) Deferred Tax	(29.92)	(0.02)	(7.12)	(28.15)	(0.98)
7	Profit/(Loss) for the period from continuing operations(5+6)	22.61	(7.45)	(14.81)	23.88	48.27
8	Other Comprehensive income(loss) net of tax	-	-	-	-	-
		-	-	-	-	-
	Items that will not be reclassified to profit or loss	-	-	-	-	-
	Income tax relating to items that will not be reclassified to profit or loss	-	-	-	-	-
	Items that will be reclassified to profit or loss	-	-	-	-	-
	Income tax relating to items that will be reclassified to profit or loss	-	-	-	-	-
	Total Comprehensive Income(7+8)	22.61	(7.45)	(14.81)	23.88	48.27
9	Paid-up equity share capital(Face Value Rs 10.00)	541.33	541.33	541.33	541.33	541.33
10	Earning per Equity Share					
	(1) Basic	0.42	(0.14)	(0.27)	0.44	0.89
	(2) Diluted	0.42	(0.14)	(0.27)	0.44	0.89

For Padmanabh Alloys & Polymers Limited

CIN : L17110GJ1994PLC023540



Chetan M Desai

Whole Time Director

DIN-00051541

Date:- June 03, 2025

Place:-Surat

NOTES TO ACCOUNTS

- 1 The above results have been reviewed by the audit committee and thereafter approved by the board of directors at their meeting held on 03/06/2025 and has been audited by the statutory Auditor's of the Company. The standalone financial results have been prepared in accordance with the Indian Accounting Standards(IND-AS) as prescribed under section 133 of the Companies Act, 2013 read with Rule 3 of the Companies (Indian Accounting standards)Rules , 2015 and relevant amendment rules thereafter.
- 2 The company is primarily engaged in only one business of filled and reinforced Rermoplastic compounds and masterbatches and hence segment reporting is not applicable.
- 3 The financial figures for the quarter ended March 31, 2025 and March 31, 2024 are the balancing figures between audited figures in respect of full financial year and the unaudited published to date figures upto nine months of relevant financial year.
- 4 The Earning Per Share(EPS) gas been computed in accordance with the Accounting Standards Earning Per Share(IND AS-33).
- 5 Figures of Previous Period/Year have been regrouped/ recast whenever necessary in order to make them comparable.

BALANCE SHEET AS AT 31ST MARCH, 2025

ASSETS

1 Non-current assets

	31.03.2025 Amount in Rs.	31.03.2024 Amount in Rs.
(a) Property, plant and equipment	234.07	224.84
(b) Capital work-in progress	-	-
(c) Intangible assets	-	-
(d) Financial assets	-	-
(i) Investments	-	-
(ii) Other financial assets	-	-
(iii) Trade Receivables	-	-
(e) Deferred tax assets (Net)	11.13	-
(f) Other Non-Current Assets	-	-
Sub-Total non-current assets	245.19	224.84

2 Current assets

(a) Inventories	441.05	438.77
(b) Financial assets	-	-
(i) Investments	-	-
(ii) Trade receivables	-	-
Billed	1,428.56	1,015.91
Unbilled	-	-
(iii) Cash and cash equivalents	1.95	5.29
(iv) Loan	-	-
(v) Other financial assets	13.68	13.43
(c) Other current assets	44.99	54.19
Sub-Total current assets	1,930.23	1,527.59

Total Assets

2,175.43 1,752.43

EQUITIES AND LIABILITIES

1 Equity

(a) Equity share capital	570.65	570.65
(b) Other equity	322.63	299.91
Sub-Total Equity	893.28	870.56

2 Liabilities

Non Current Liabilities

(a) Financial Liabilities	-	-
(i) Borrowings	46.31	43.31
(ii) Other financial liabilities	13.48	28.94
(b) Provisions	-	-
(c) Deferred tax liability (net)	-	17.02
(d) Other non-current liabilities	-	-
Sub total- Non- Current Liabilities	59.79	89.27

Current liabilities


(a) Financial Liabilities	-	-
(i) Borrowings	453.51	274.89
(ii) Trade Payables	-	-
(a) Total dues outstanding to micro and small enterprises	210.76	237.13
(b) Total dues outstanding to others	447.97	176.83
(iii) Other financial liabilities	44.85	52.58
(b) Other current liabilities	41.89	26.71
(c) Provisions	23.37	24.45
(d) Current tax liabilities (Net)	-	-
Sub total- Current Liabilities	1,222.35	792.60

Total- Equity & Liabilities

2,175.43 1,752.43

Summary of Significant Accounting Policies

The accompanying notes are an Integral part of the financial statements.


For Padmanabh Alloys & Polymers Limited
CIN : L17110GJ1994PLC023540Chetan M Desai
Whole Time Director
DIN-00051541Place : Surat
Date : June 03, 2025

PADMANABH ALLOYS & POLYMERS LIMITED

Cash Flow Statement for the year ended 31st March, 2025

	Current Year 31.03.2025 Rs.	Rs in Lakhs Previous Year 31.03.2024 Rs.
(A) Cash Flow from Operating Activities:		
Net profit/(loss) before tax and Extraordinary items:	12.43	64.82
Adjusted for:		
Extra ordinary items	-	-
Financial charges	43.45	37.83
Depreciation	19.27	19.88
Operating Profit before Working Capital Changes	75.16	122.53
Adjusted for:		
(Increase)/Decrease in Inventories	(2.28)	87.66
(Increase)/Decrease in Trade and Other Receivables	(412.90)	21.24
(Increase)/Decrease in Loans and Advances & non current asset	9.20	11.34
Increase/(Decrease) in Trade Payables and other liabilities	236.76	(86.15)
Increase/(Decrease) in Provisions	(1.08)	4.13
	(170.31)	38.21
Cash Generated from Operations before extra ordinary items	(95.15)	160.74
Less : Prior period expenses (Excess provision made)	1.16	(0.01)
Net Cash Generated from / Utilised in Operations	(96.31)	160.76
Less : Taxes Paid	16.70	17.53
Net Cash from Operating Activities	(113.01)	143.23
(B) Cash Flow from Investing Activities:		
Purchase of Fixed assets	(28.50)	(68.60)
Proceeds from sale of Fixed Assets	-	-
Net Cash Generated from / Utilised in Investing Activities	(28.50)	(68.60)
(C) Cash Flow from Financing Activities:		
Financial Charges (Interest Paid)	(43.45)	(37.83)
Increase/(Decrease) in Long Term Borrowings	3.00	43.31
Increase/(Decrease) in Short Term Borrowings	178.61	(83.75)
Increase/(Decrease) in Equity Share Capital	-	-
Increase/(Decrease) in Share Premium	-	-
Net Cash Generated From Financing Activities	138.17	(78.27)
Net (Decrease)/Increase in Cash and Cash Equivalents	(3.34)	(3.64)
Cash and Cash Equivalents at Beginning of the Year	5.29	8.93
Cash and Cash Equivalents at Closing of the Year	1.95	5.29

For Padmanabh Alloys & Polymers Limited
CIN : L17110GJ1994PLC023540



Chetan M Desai
Whole Time Director
DIN-00051541

Place : Surat
Date : June 03, 2025

AUDIT REPORT

To
The Board of Directors
PADMANABH ALLOYS & POLYMERS LIMITED
VILLAGE-PALSANA
SURAT

Dear Sirs,

Re: Audit Report on the audited Financial Results for the quarter ended 31st March, 2025 and year to date from April 01, 2024 to March 31, 2025 Pursuant to the Regulation 33 of the SEBI (Listing Obligations and Disclosure Requirements) Regulations, 2015.

1. We have audited the accompanying statement of audited standalone financial results of PADMANABH ALLOYS & POLYMERS LIMITED for the quarter ended March 31, 2025 and year to date results from April 01, 2024 to March 31, 2025 ("the statement") attached herewith being submitted by the company pursuant to the requirement of Regulations 33 of SEBI (Listing Obligations and Disclosure Requirements), Regulations, 2015.

In our opinion and to the best of our information and according to the explanations given to us, the Statement:

- i. is presented in accordance with the requirements of the Listing Regulations in this regard; and
- ii. gives a true and fair view in conformity with the applicable accounting standards and other accounting principles generally accepted in India, of the net profit and other comprehensive income and other financial information of the Company for the quarter ended March 31, 2025 and for the year ended March 31, 2025.

Basis for Opinion

We conducted our audit in accordance with the Standards on Auditing (SAs) specified under section 143(10) of the Companies Act, 2013, as amended ("the Act"). Our responsibilities under those Standards are further described in the "Auditor's Responsibilities for the Audit of the Standalone Financial Results" section of our report. We are independent of the Company in accordance with the Code of Ethics issued by the Institute of Chartered Accountants of India together with the ethical requirements that are relevant to our audit of the financial statements under the provisions of the Act and the Rules thereunder, and we have fulfilled our other ethical responsibilities in accordance with these requirements and the Code of Ethics. We believe that the audit evidence obtained by us is sufficient and appropriate to provide a basis for our opinion.

2. These quarterly financial results as well as the year to date financial results have been prepared on the basis of the interim financial statements, which are the responsibility of the Company's Management. Our responsibility is to express an opinion on these financial results based on our audit of such interim financial statements which have been prepared in accordance with the recognition and measurement principles laid down in Accounting standard for Interim Financial Reporting (AS 25) prescribed, under section 133 of the Companies Act, 2013 read with relevant rules issued thereunder, or by the Institute of Chartered Accountants of India, as applicable and other accounting principles generally accepted in India.


In preparing the Statement, the Board of Directors are responsible for assessing the Company's ability to continue as a going concern, disclosing, as applicable, matters related to going concern and using the going concern basis of accounting unless the Board of Directors either intends to liquidate the Company or to cease operations, or has no realistic alternative but to do so.

3. We conducted our audit in accordance with the auditing standards generally accepted in India. Those standards require that we plan and perform the audit to obtain reasonable assurance about whether the financial results are free of material mis-statement(s). An audit includes examining, on a test basis, evidence supporting the amounts disclosed as financial results. An audit also includes assessing the accounting principles used and significant estimates made by management. We believe that our audit provides a reasonable basis for our opinion.

In our opinion and to the best of our information and according to the explanations given to us their quarterly financial results as well as the year to date results:

- (i) are presented in accordance with the requirements of Regulation 33 of the SEBI (Listing Obligations and Disclosure Requirements) Regulations, 2015 in this regard; and
- (ii) Give a true and fair view of the net profit and other financial information for the quarter ended March 31, 2025 as well as the year to date results for the period from 01/04/2024 to 31/03/2025.

For SNK & Co.,
Chartered Accountants
F.R.N - 109176W


(Samir B Shah)
(Partner)
(M. No.-103562)

Place: Surat

Date: June 03, 2025

UDIN:- 25103562BMLDTQ8779





PADMANABH ALLOYS & POLYMERS LTD.

Registered Office : N.H.8, Palsana, Dt. Surat 394315

Telephone No.: 0261-2232598

Email: investor@padmanabh.in Website: www.padmanabh.in

Corporate Identity Number: L17110GJ1994PLC023540

Date: 03/06/2025

To,

BSE Limited

P, J. Towers, Dalal Street,

Mumbai 400001

Sub.: Declaration pursuant to Regulation 33(3)(d) of SEBI (LODR) Regulations, 2015

Ref.: Scrip Code: 531779, Stock Code: PADALPO

Pursuant to the Regulation 33(3)(d) of the SEBI (Listing Obligations and Disclosure Requirements) Regulations, 2015, we hereby confirm and declare that M/s. SNK & Co., Chartered Accountants, Statutory auditors of the Company have issued an unmodified Audit Report on the Standalone Audited Financial Results for the quarter and year ended March 31, 2025.

Kindly take the same on record.

Thanking you,

Yours Faithfully

For Padmanabh Alloys & Polymers Limited

Chetankumar M. Desai

Whole-time Director

(DIN: 00051541)