



## **PADMANABH ALLOYS & POLYMERS LTD.**

Registered Office : N.H.8, Palsana, Dt. Surat 394315

Telephone No. 0261-2232598

Email: investor@padmanabh.in Website: www.padmanabh.in

Corporate Identity Number: L17110GJ1994PLC023540

Date: 14/11/2024

To,

**BSE Limited**

P, J. Towers, Dalal Street,

Mumbai 400001

**Sub.: Submission of Un-audited Financial Results for Period ended 30/09/2024**

**Ref.: Scrip Code: 531779, Stock Code: PADALPO**

Pursuant to Regulation 33 of Securities and Exchange Board of India (Listing Obligations and Disclosure Requirements) Regulations, 2015 we enclose herewith Un-audited financial Results for Period ended 30/09/2024.

Statement of Assets and Liabilities along with Cash Flow Statement and Limited Review Report from auditors for Period ended 30/09/2024 are also enclosed.

The meeting commenced at 07:00 P.M. and concluded at 08:40 P.M. on 14/11/2024.

Kindly take the same on record and confirm.

Thanking you,

Yours Faithfully

**For Padmanabh Alloys & Polymers Limited**

Chetankumar M. Desai

Whole-time Director

(DIN: 00051541)




**PADNANABH ALLOYS & POLYMERS LIMITED**  
Registered Office:- Village- Palsana Tal-Palsana, Dist-Surat-394315  
Email:investor@padmanabh.in CIN : L17110GJ1994PLC023540  
Statement of Unaudited Financial results for the quarter and half year ended on 30.09.2024

(In Rs.Lakhs)

Sr. No.	Particulars	Quarter Ended			Half Year Ended		Year Ended on
		30.09.2024	30.06.2024	30.09.2023	30.09.2024	30.09.2023	31.03.2024
		(Unaudited)	(Unaudited)	(Unaudited)	(Unaudited)	(Unaudited)	(Audited)
1	Revenue:						
	(a) Revenue from Operations	1,008.82	961.27	1,064.90	1,970.09	2,196.05	4,224.06
	(b) Other Income	0.15	0.15	0.06	0.30	0.06	1.66
	<b>Total Revenue (I + II)</b>	<b>1,008.97</b>	<b>961.42</b>	<b>1,064.96</b>	<b>1,970.39</b>	<b>2,196.11</b>	<b>4,225.71</b>
2	Expenses						
	(a) Cost of raw material consumed	779.14	753.88	806.74	1,533.01	1,664.71	3,277.37
	(b) Purchase of Stock-in-Trade	-	-	-	-	-	-
	(c) Changes in Inventories of Finished Goods, Work-in-progress and Stock-in-Trade	8.26	0.29	18.61	8.55	52.69	44.63
	(d) Employee Benefit Expense	87.07	83.18	65.86	170.25	131.63	279.21
	(e) Finance cost	10.00	8.81	9.23	18.81	18.85	37.83
	(f) Depreciation and Amortization Expense	4.87	4.86	5.11	9.73	9.18	19.88
	(g) Other Expenses (any item exceeding 10% of the total expense relating to continuing operations to be shown separately)	109.26	106.41	120.32	215.67	242.12	501.97
	<b>Total Expenses</b>	<b>998.60</b>	<b>957.43</b>	<b>1,025.88</b>	<b>1,956.02</b>	<b>2,119.19</b>	<b>4,160.89</b>
3	Profit/(Loss) before exceptional items(3-4)	10.38	3.99	39.08	14.37	76.92	64.82
4	Exceptional items	-	-	-	-	-	-
5	Profit/(Loss) before tax (3+4)	10.38	3.99	39.08	14.37	76.92	64.82
6	Tax Expense:						
	(1) Current tax	-10.93	10.93	10.31	-	21.23	17.53
	(2) Deferred Tax	-0.45	5.60	1.06	5.14	6.65	-0.98
7	Profit/(Loss) for the period from continuing operations(9+10)	21.75	-12.53	27.72	9.23	49.04	48.27
8	Other Comprehensive Income(loss) net of tax	-	-	-	-	-	-
	Items that will not be reclassified to profit or loss	-	-	-	-	-	-
	Income tax relating to items that will not be reclassified to profit or loss	-	-	-	-	-	-
	Items that will be reclassified to profit or loss	-	-	-	-	-	-
	Income tax relating to items that will be reclassified to profit or loss	-	-	-	-	-	-
	<b>Total Comprehensive Income( 8+9)</b>	<b>21.75</b>	<b>-12.53</b>	<b>27.72</b>	<b>9.23</b>	<b>49.04</b>	<b>48.27</b>
9	Paid-up equity share capital(Face Value Rs 10.00)	541.33	541.33	541.33	541.33	541.33	541.33
10	Earning per Equity Share						
	(1) Basic	0.40	-0.23	0.51	0.17	0.91	0.89
	(2) Diluted	0.40	-0.23	0.51	0.17	0.91	0.89

For Padnabdh Alloys & Polymers Limited  
CIN : L17110GJ1994PLC023540



Chetankumar Mohanbhai Desai  
Whole-time Director  
DIN-00051541

Place : Surat  
Date : 14-11-2024



## NOTES TO ACCOUNTS


- 1 The above results have been reviewed by the audit committee and thereafter approved by the board of directors at their meeting held on November 14, 2024 and had undergone a "Limited review" by the statutory Auditor's of the Company. The standalone financial results have been prepared in accordance with the Indian Accounting Standards (IND-AS) as prescribed under section 133 of the Companies Act, 2013 read with Rule 3 of the Companies (Indian Accounting standards) Rules, 2015 and relevant amendment rules thereafter.
- 2 The company is primarily engaged in only one business of filled and reinforced Rermoplastic compounds and masterbatches and hence segment reporting is not applicable.
- 3 The Earning Per Share (EPS) has been computed in accordance with the Indian Accounting Standards Earning Per Share (IND AS-33).
- 4 Figures of Previous Period/Year have been regrouped/ recast whenever necessary in order to make them comparable.

**PADMANABH ALLOYS & POLYMERS LIMITED**

Balance Sheet as at 30th September, 2024

	30.09.2024 (Unaudited) Amount in Rs.	(In Rs. Lakhs) 31.03.2024 (Audited) Amount in Rs.
<b>ASSETS</b>		
<b>1 Non-current assets</b>		
(a) Property, plant and equipment	219.60	224.84
(b) Capital work-in progress	-	-
(c) Intangible assets	-	-
(d) Financial assets		
(i) Investments	-	-
(ii) Other financial assets	12.83	12.83
(iii) Trade Receivables	-	-
(e) Deferred tax assets (Net)	-	-
(f) Other non-current assets	-	-
<b>Sub-Total non-current assets</b>	<b>232.43</b>	<b>237.67</b>
<b>2 Current assets</b>		
(a) Inventories	416.42	438.77
(b) Financial assets		
(i) Investments	-	-
(ii) Trade receivables		
Billed	1,472.20	1,015.91
Unbilled	-	-
(iii) Cash and cash equivalents	4.29	5.29
(iv) Loan	-	-
(v) Other financial assets	-	-
(c) Other current assets	74.51	54.79
<b>Sub-Total non-current assets</b>	<b>1,967.42</b>	<b>1,514.76</b>
<b>Total Assets</b>	<b>2,199.86</b>	<b>1,752.43</b>
<b>EQUITY AND LIABILITIES</b>		
<b>3 Shareholder's Fund</b>		
(a) Equity share capital	570.65	570.65
(b) Other equity	309.14	299.91
<b>Sub-Total Equity</b>	<b>879.79</b>	<b>870.56</b>
<b>4 Non Current Liabilities</b>		
(a) Financial Liabilities		
(i) Borrowings	36.68	43.31
(ii) Other financial liabilities	-	-
(b) Provisions	-	-
(c) Deferred tax liability(net)	22.16	17.02
(d) Other non-current liabilities	-	-
<b>Sub total- Non- Current Liabilities</b>	<b>58.85</b>	<b>60.33</b>
<b>5 Current liabilities</b>		
(a) Financial Liabilities		
(i) Borrowings	428.82	286.10
(ii) Trade Payables		
(a) Total dues outstanding to micro and small enterprises	369.64	237.13
(b) Total dues outstanding to others	329.02	176.83
(iii) Other financial liabilities	83.52	81.53
(b) Other current liabilities	25.62	15.50
(c) Provisions	24.61	24.45
(d) Current tax liabilities(Net)	-	-
<b>Sub total- Current Liabilities</b>	<b>1,261.22</b>	<b>821.54</b>
<b>Total- Equity &amp; Liabilities</b>	<b>2,199.86</b>	<b>1,752.43</b>

For Padnabadh Alloys & Polymers Limited  
CIN : L17110GJ1994PLC023540

  
Chetankumar Mohanbhai Desai  
Whole-time Director  
DIN-00051541

Place : Surat  
Date : 14-11-2024




**PADMANABH ALLOYS & POLYMERS LIMITED**

**Cash Flow Statement for half year ended 30 September 2024**

	Current Year 30.09.2024 Rs.	(In Rs.Lakhs) Year ending 31.03.2024 Rs.
<b>(A) Cash Flow from Operating Activities:</b>		
Net profit/(loss) before tax and Extraordinary items:		
<u>Adjusted for:</u>	14.37	64.82
Extra ordinary items	-	-
Financial charges	18.81	37.83
Depreciation	9.73	19.88
<b>Operating Profit before Working Capital Changes</b>	<b>42.91</b>	<b>122.53</b>
<b>Adjusted for:</b>		
(Increase)/Decrease in Inventories	22.35	87.66
(Increase)/Decrease in Trade and Other Receivables	(456.29)	21.24
(Increase)/Decrease in Loans and Advances & non current asset	(19.72)	11.34
Increase/(Decrease) in Provisions	0.15	(86.15)
Increase/(Decrease) in Trade Payables and other liabilities	296.81	4.13
	(156.70)	38.21
<b>Cash Generated from Operations before extra ordinary items</b>	<b>(113.79)</b>	<b>160.74</b>
<b>Less : Prior period expenses (Excess provision made)</b>	<b>-</b>	<b>(0.01)</b>
<b>Net Cash Generated from / Utilised in Operations</b>	<b>(113.79)</b>	<b>160.76</b>
<b>Less : Taxes Paid</b>	<b>-</b>	<b>17.53</b>
<b>Net Cash from Operating Activities</b>	<b>(113.79)</b>	<b>143.23</b>
<b>(B) Cash Flow from Investing Activities:</b>		
Purchase of Fixed assets	(4.49)	(68.60)
<b>Net Cash Generated from / Utilised in Investing Activities</b>	<b>(4.49)</b>	<b>(68.60)</b>
<b>(C) Cash Flow from Financing Activities:</b>		
Financial Charges (Interest Paid)	(18.81)	(37.83)
Increase/(Decrease) in Long Term Borrowings	(6.63)	43.31
Increase/(Decrease) in Short Term Borrowings	142.72	(83.75)
<b>Net Cash Generated From Financing Activities</b>	<b>117.28</b>	<b>(78.27)</b>
<b>Net (Decrease)/Increase in Cash and Cash Equivalents</b>	<b>(1.00)</b>	<b>(3.64)</b>
<b>Cash and Cash Equivalents at Beginning of the Year</b>	<b>5.29</b>	<b>8.93</b>
<b>Cash and Cash Equivalents at Closing of the Year</b>	<b>4.29</b>	<b>5.29</b>

For Padmanabh Alloys & Polymers Limited  
CIN : L17110GJ1994PLC023540



Chetan M Desai  
Whole Time Director  
DIN-00051541

Place : Surat  
Date : 14-11-2024



Limited Review Report on Unaudited Standalone Financial Results of Padmanabh Alloys & Polymers Limited for the quarter ended September 30, 2024, pursuant to Regulation 33 of SEBI LODR, Regulations, 2015, as amended

Review Report to  
The Board of Directors  
PADMANABH ALLOYS & POLYMERS LIMITED

1. We have reviewed the accompanying statement of Unaudited Standalone financial results of Padmanabh Alloys & Polymers Limited for the Quarter ended September 30, 2024 (the "Statement") attached herewith, being submitted by the Company pursuant to the requirements of Regulation 33 and Regulation 52 of the SEBI (Listing Obligations and Disclosure Requirements) Regulations, 2015, as amended, read with relevant SEBI Circulars issued by SEBI from time to time.
2. This Statement, which is the responsibility of the Company's Management and approved by the Board of Directors in their meeting held on November 14, 2024 has been prepared in accordance with the recognition and measurement principles laid down in the Indian Accounting Standard 34 "Interim Financial Reporting" ("Ind AS 34"), prescribed under Section 133 of the Companies Act, 2013 as amended read with relevant rules issued there under and in compliance with Regulation 33 and Regulation 52 of the SEBI (Listing Obligations and Disclosure Requirements) Regulations, 2015 and other accounting principles generally accepted in India. Our responsibility is to issue a report on these financial results based on our review.
3. We conducted our review of the statement in accordance with the Standard on Review Engagements (SRE) 2410, "Review of Interim Financial Information Performed by the Independent Auditor of the Entity" issued by the Institute of Chartered Accountants of India. This standard requires that we plan and perform the review to obtain moderate assurance as to whether the Statements are free of material misstatement. A review is limited primarily to inquiries of company personnel and analytical procedures applied to financial data and thus provides less assurance than an audit. We have not performed an audit and accordingly, we do not express an audit opinion.
4. Based on our review conducted as above, nothing has come to our attention that causes us to believe that the accompanying Statement of unaudited financial results prepared in accordance with recognition and measurement principles laid down in the applicable Indian Accounting Standard ("Ind AS") and other recognised accounting principles, practices and policies generally accepted in India.



Mumbai :  
303, Konark Shram, 156, Tardeo Road,  
Mumbai Central, Mumbai- 400 034,

Pune :  
E-2 - B, 4th Floor, The Fifth Avenue,  
Dhole Patil Road, Pune - 411001  
☎ (91) 7517992799

Surat :  
'SNK House', 31-A, Adarsh Society,  
Athwalines, Surat-395 001  
☎ (91) (261) 2656271-3-4, 2291000




has not disclosed the information required to be disclosed in terms of Regulation 33 of the SEBI (Listing Obligations and Disclosure Requirements) Regulations, 2015, as amended, including the manner in which it is to be disclosed, or that it contains any material misstatement.

For SNK & Co.,

Chartered Accountants

F.R.N - 109176W



(Samir B Shah)

(Partner)

(M. No.-103562)

UDIN:- 24103562BKADXP1980

Date: November 14, 2024

Place: Surat