


Limited Review Report on Unaudited Standalone Financial Results of Padmanabh Alloys & Polymers Limited for the quarter ended September 30, 2022, pursuant to Regulation 33 of SEBI LODR, Regulations, 2015, as amended

**Review Report to
The Board of Directors
PADMANABH ALLOYS & POLYMERS LIMITED**

1. We have reviewed the accompanying statement of unaudited financial results of Padmanabh Alloys & Polymers Limited for the period ended on September 30, 2022 (the "Statement") being submitted by the Company pursuant to the requirements of Regulation 33 and Regulation 52 of the SEBI (Listing Obligations and Disclosure Requirements) Regulations, 2015, read with relevant SEBI Circulars issued by SEBI from time to time.
2. This Statement, which is the responsibility of the Company's Management and approved by the company's Board of Directors in their meeting held on November 14, 2022 has been prepared in accordance with the recognition and measurement principles laid down in the Indian Accounting Standard 34 "Interim Financial Reporting" ("Ind AS 34"), prescribed under Section 133 of the Companies Act, 2013 as amended read with relevant rules issued there under and in compliance with Regulation 33 and Regulation 52 of the SEBI (Listing Obligations and Disclosure Requirements) Regulations, 2015 other accounting principles generally accepted in India. Our responsibility is to issue a report on these financial results based on our review.
3. We conducted our review of the statement in accordance with the Standard on Review Engagements (SRE) 2410, "Review of Interim Financial Information Performed by the Independent Auditor of the Entity", issued by the Institute of Chartered Accountants of India. This standard requires that we plan and perform the review to obtain moderate assurance as to whether the Statements are free of material misstatement. A review is limited primarily to inquiries of company personnel and analytical procedures applied to financial data and thus provides less assurance than an audit. We have not performed an audit and accordingly, we do not express an audit opinion.
4. Based on our review conducted as above, nothing has come to our attention that causes us to believe that the accompanying Statement of unaudited financial results prepared in accordance with applicable Accounting

Standards and other recognised accounting practices and policies has not disclosed the information required to be disclosed in terms of Regulation 33 and Regulation 52 of the SEBI (Listing Obligations and Disclosure Requirements) Regulations, 2015 including the manner in which it is to be disclosed, or that it contains any material misstatement.

**For SNK & Co.,
Chartered Accountants
F.R.N - 109176W**




**(Samir B Shah)
(Partner)
(M. No.-103562)
UDIN: - 22103562BCZZSJ2233
Place: Surat
Date: 14-11-2022**

PADNANABH ALLOYS & POLYMERS LIMITED
Registered Office:- Village- Palsana Tal-Palsana, Dist-Surat-394315
Email:investor@padmanabh.in CIN : L17110GJ1994PLC023540
Statement of Unaudited Financial results for the quarter and half year ended on 30.09.2022

(In Rs.'000)

Sr. No.	Particulars	Quarter Ended			Half Year Ended		Year Ended on
		30.09.2022	30.06.2022	30.09.2021	30.09.2022	30.09.2021	31.03.2022
		(Unaudited)	(Unaudited)	(Unaudited)	(Unaudited)	(Unaudited)	(Audited)
1	Revenue:						
	(a) Revenue from Operations	1,25,096	96,721	76,868	2,21,818	1,41,791	2,89,711
	(b) Other Income	-	-	-	-	-	116
	Total Revenue (I + II)	1,25,096	96,721	76,868	2,21,818	1,41,791	2,89,826
2	Expenses						
	(a) Cost of raw material consumed	1,00,565	73,081	65,580	1,73,646	1,18,247	2,31,897
	(b) Purchase of Stock-in-Trade	-	-	-	-	-	-
	(c) Changes in Inventories of Finished Goods, Work-in-progress and Stock-in-Trade	-1,496	3,740	-3,626	2,244	-3,992	-4,242
	(d) Employee Benefit Expense	7,563	7,460	5,814	15,023	11,575	24,239
	(e) Finance cost	893	803	776	1,696	1,398	2,888
	(f) Depreciation and Amortization Expense	375	352	347	728	688	1,460
	(g) Other Expenses (any item exceeding 10% of the total expense relating to continuing operations to be shown separately)	12,089	9,445	8,407	21,534	13,659	32,871
	Total Expenses	1,19,990	94,882	77,298	2,14,871	1,41,575	2,89,113
3	Profit/(Loss) before exceptional items(3-4)	5,107	1,840	-431	6,946	215	713
4	Exceptional items	-	-	-	-	-	-
5	Profit/(Loss) before tax (3+4)	5,107	1,840	-431	6,946	215	713
6	Tax Expense:						
	(1) Current tax	1,399	531	-	1,931	229	501
	(2) Deferred Tax	1	14	-	16	-22	-69
7	Profit/(Loss) for the period from continuing operations(9+10)	3,706	1,294	-431	5,000	8	281
8	Other Comprehensive income(loss) net of tax	-	-	-	-	-	-
	Items that will not be reclassified to profit or loss	-	-	-	-	-	-
	Income tax relating to items that will not be reclassified to profit or loss	-	-	-	-	-	-
	Items that will be reclassified to profit or loss	-	-	-	-	-	-
	Income tax relating to items that will be reclassified to profit or loss	-	-	-	-	-	-
	Total Comprehensive Income(8+9)	3,706	1,294	-431	5,000	8	281
9	Paid-up equity share capital(Face Value Rs 10.00)	54,133	54,133	54,133	54,133	54,133	54,133
10	Earning per Equity Share						
	(1) Basic	0.68	0.24	(0.08)	0.92	0.00	0.05
	(2) Diluted	0.68	0.24	(0.08)	0.92	0.00	0.05

For Padnabdh Alloys & Polymers Limited
CIN : L17110GJ1994PLC023540



Chetankumar Mohanbhai desai
Whole-time Director
DIN-00051541

Place : Surat
Date : November 14, 2022

NOTES TO ACCOUNTS


- 1 The above results have been reviewed by the audit committee and thereafter approved by the board of directors at their meeting held on November 14,2022 and had undergone a "Limited review" by the statutory Auditor's of the Company. The standalone financial results have been prepared in accordance with the Indian Accounting Standards(IND-AS) as prescribed under section 133 of the Companies Act, 2013 read with Rule 3 of the Companies (Indian Accounting standards)Rules , 2015 and relevant amendment rules thereafter.
- 2 The company is primarily engaged in only one business of filled and reinforced Rermoplastic compounds and masterbatches and hence segment reporting
- 3 The Earning Per Share(EPS) gas been computed in accordance with the Indian Accounting Standards Earning Per Share(IND AS-33).
- 4 Figures of Previous Period/Year have been regrouped/ recast whenever necessary in order to make them comparable.

PADMANABH ALLOYS & POLYMERS LIMITED

Balance Sheet as at 30th September, 2022

	NOTES	30.09.2022 (Unaudited) Amount in Rs.	(In Rs.'000) 31.03.2022 (Audited) Amount in Rs.
ASSETS			
1 Non-current assets			
(a) Propert, plant and equipment	1.	17,984	17,468
(b) Capital work-in progress		-	-
(c) Intangible assets		-	-
(d) Financial assets		-	-
(i) Investments		-	-
(ii) Other financial assets	2	1,283	1,283
(iii) Trade Receivables	3.	-	-
(e) Deferred tax assets (Net)		-	-
(f) Other non-current assets		-	-
(g) Income tax assets (Net)	4.	3	143
Sub-Total non-current assets		19,271	18,894
2 Current assets			
(a) Inventories	5.	37,037	46,130
(b) Financial assets		-	-
(i) Investments		-	-
(ii) Trade receivables	3.	1,35,214	1,05,859
(iii) Cash and cash equivalents	6.	970	650
(iv) Loan		-	-
(v) Other financial assets		-	-
(c) Other current assets	7.	7,431	3,814
Sub-Total non-current assets		1,80,652	1,56,454
Total Assets		1,99,923	1,75,347
EQUITY AND LIABILITIES			
3 Shareholder`s Fund			
(a) Equity share capital	8.	57,065	57,065
(b) Other equity	9.	27,914	22,914
Sub-Total Equity		84,979	79,979
4 Non Current Liabilities			
(a) Financial Liabilities		-	-
(i) Borrowings		-	-
(ii) Other financial liabilities	10.	3,334	463
(b) Provisions		-	-
(c) Deferred tax liability(net)	11.	1,432	1,416
(d) Other non- current liabilities		-	-
Sub total- Non- Current Liabilities		4,765	1,879
5 Current liabilities			
(a) Financial Liabilities		-	-
(i) Borrowings	12.	37,373	41,052
(ii) Trade Payables	10.	-	-
(a) Total dues outstanding to micro and small enterprises		13,284	8,264
(b) Total dues outstanding to others		41,606	33,248
(iii) Other financial liabilities	13.	9,009	7,848
(b) Other current liabilities	14.	4,433	1,745
(c) Provisions	15.	4,473	1,331
(d) Current tax liabilities(Net)		-	-
Sub total- Current Liabilities		1,10,178	93,489
Total- Equity & Liabilities		1,99,923	1,75,347

For Padnabadh Alloys & Polymers Limited
CIN : L17110GJ1994PLC023540




Chetankumar Mohanbhai Desai
Whole-time Director
DIN-00051541

Place : Surat
Date : November 14, 2022

Cash Flow Statement for half year ended 30 September 2022

	Current Year 30/09/2022 Rs.	(In Rs.'000) Year ending 31.03.2022 Rs.
(A) Cash Flow from Operating Activities:		
Net profit/(loss) before tax and Extraordinary items:	6,946	713
Adjusted for:		
Extra ordinary items	-	-
Financial charges	1,696	2,888
Depreciation	728	1,460
Operating Profit before Working Capital Changes	9,370	5,061
Adjusted for:		
(Increase)/Decrease in Inventories	9,093	(10,879)
(Increase)/Decrease in Trade and Other Receivables	(29,355)	12,359
(Increase)/Decrease in Loans and Advances & non current asset	(3,478)	427
Increase/(Decrease) in Provisions	3,142	(620)
Increase/(Decrease) in Trade Payables and other liabilities	20,098	(3,920)
	(499)	(2,633)
Cash Generated from Operations before extra ordinary items	8,871	2,429
Less : Prior period expenses (Excess provision made)	-	70
Net Cash Generated from / Utilised in Operations	8,871	2,359
Less : Taxes Paid	1,931	501
Net Cash from Operating Activities	6,940	1,857
(B) Cash Flow from Investing Activities:		
Purchase of Fixed assets	(1,244)	(1,710)
Net Cash Generated from / Utilised in Investing Activities	(1,244)	(1,710)
(C) Cash Flow from Financing Activities:		
Financial Charges (Interest Paid)	(1,696)	(2,888)
Increase/(Decrease) in Short Term Borrowings	(3,680)	2,835
Net Cash Generated From Financing Activities	(5,376)	(53)
Net (Decrease)/Increase in Cash and Cash Equivalents	320	95
Cash and Cash Equivalents at Beginning of the Year	650	555
Cash and Cash Equivalents at Closing of the Year	970	650

For Padmanabh Alloys & Polymers Limited
CIN : L17110GJ1994PLC023540



Chetan M Desai
Whole Time Director
DIN-00051541

Place : Surat
Date : November 14, 2022